

PROFESSIONAL LIGHTING

PRICE RECKONER
MAY 2025

BUILT TO SHINE





BUILT TO SHINE

CONTENT

COMMERCIAL LIGHTING	1-19
INDUSTRIAL LIGHTING	20-33
STREET LIGHTING	34-47
SOLAR LIGHTING	48-59
AREA LIGHTING	60-75
LANDSCAPE LIGHTING	76-91
ARCHITECTURAL LIGHTING	92-103
HIGH MAST AND POLES	104-121

 **BAJAJ**
LIGHTING

BUILT TO SHINE



9 DECADES OF
LEGACY

INHOUSE R&D
AND
MANUFACTURING
FACILITIES



CONCEPT
TO CARE

COMMERCIAL LIGHTING

Brilliance beyond
illumination





More than
10000
Workspaces Litup

More than
50000
Connected Points

More than
5 MILLION
OFFICE LIGHT POINTS

LIGHTING FOR PEOPLE, NOT JUST FOR WORKSPACE!

Lighting plays a crucial role in enhancing employee comfort and productivity at the workspace. It's not just about illuminating spaces; it's about creating environments where people feel energized, motivated, and focused at work.

Employee well-being is of prime importance for the employer. Our innovative designs create productive and safe spaces by reducing eye strain, improving mood, and supporting overall health. We also prioritize sustainable solutions, ensuring that your workspace is both efficient and environmentally friendly. With an emphasis on aesthetics, Bajaj not only illuminates a space but also empowers people to thrive in an inspiring environment.



SYSTEM ARCHITECTURE

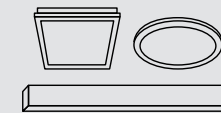


INSTALL IN A SNAP!

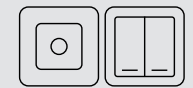
PLANNING



Design
Create a network plan and devise a lighting layout.



Select luminaires
Bajaj Illumiga enabled



Customize your lighting system
Pair your setup with compatible sensors and switches.

SETUP



Install like usual gadgets



Download and install the mobile app



Get ready using the web app or mobile app



Setup using the mobile app



Add gateways for remotely managing the site on your web-app



Manage and monitor using the mobile and web app



Smart & Connected Lighting Solutions



Presence Detection

Activates lights only when motion is detected, saving energy.



Daylight Harvesting

Automatically dims lights based on available natural lights.



Wireless Controls

Enable easy lighting control from anywhere.



Scene Scheduler

Create and recall custom scenes effortlessly using wireless switches or an app.



Remote Monitoring & Control

Monitor device lifetimes, potential failures, and burning hours for improved building upkeep.



Energy Usage Analysis

Access detailed energy consumption reports to further analyze and optimize your building's energy saving plan.



Automatic Upgrades

Seamlessly receive background updates for features and security with minimal disruption to building operations.



Predictive Maintenance

Be alerted with unusual system behaviour for proactive and preventive maintenance.



Human Centric Light. You centric light.

We at Bajaj have engineered lighting solutions that attempt to achieve a perfect synchrony of brain, soul, and light helping users to maintain their circadian rhythm. Bajaj Illumiga's Human Centric Lighting Solutions provide adaptive, versatile and intelligent lighting systems that can illuminate everything from workspaces to healthcare facilities and educational spaces.

However varied your needs may be, Bajaj Illumiga's Human Centric Lighting (HCL) Solutions consistently provide a 'user-centric' lighting experience. Our HCL technology adjusts its light profiles throughout the day to adapt to the surroundings and match the natural lighting outside. This creates an environment that reproduces naturally lit settings as closely as possible, thus improving user wellbeing, welfare and productivity.



VISUAL

It makes for a comfortable and relaxing environment, thus influencing the way one works.



EMOTIONAL

By virtue of following a circadian cycle, this light affects one's mood, well-being and even perception of space.



BIOLOGICAL

It adapts to the required lighting according to the time of the day, helping the user to perform better at work, manage day-to-day activities and complete tasks effectively.



VISUAL COMFORT

Embracing Wellness

Bajaj Visual comfort lighting solutions emphasis on the need of having quality lighting at workspace areas for reducing eye strain and enhancing focus. Well-designed lighting ensures adequate illumination without glare, creating a comfortable environment that supports productivity.

By prioritizing visual comfort, workspaces become more inviting, allowing employees to work efficiently and with improved well-being.



CRI >90
Enhances
vision

Improves concentration, and fosters a more comfortable and pleasing environment.



R9 >70
Improved
Visual Appeal

Ideal combination of Blue & Red in the spectrum facilitates high focused working.



UGR <19
Glare
Reduction

Ensuring complete glare free lighting at your workplace.



Ripple <5%
Flicker
Free

Eliminates stroboscopic effect, enhancing user comfort for reading and work.



Upto 130lm/W
Best-in-class
Efficacy

Visual comfort with unmatched efficacy.

COMMERCIAL LIGHTING

LEVITAIRE-LINEAR

LAZER SUSPENDED

Aesthetically designed extrusion aluminium luminaire with specially designed lens to ensure low glare illumination. (UGR <10).



CATEGORY REFERENCE	WATTAGE	CCT	MRP (₹)
BPCS LZ 28W LED WH 4F	28W	5700K	11,000

*Also available in 4000K CCT. *4F : 4 Feet / 8F: 8 Feet

*Options: Up-down lights, dimming available on request.

DEEP REGRESSED SUSPENDED

Aesthetically designed extrusion aluminium luminaire with deep regressed diffuser designed to ensure low glare lighting (UGR <19)



CATEGORY REFERENCE	WATTAGE	CCT	MRP (₹)
BPCS DR 40W LED WH 4F	40W	5700K	8,000

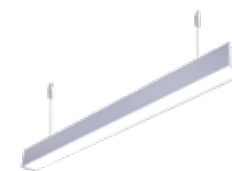
*Also available in 4000K CCT. *4F : 4 Feet / 8F: 8 Feet

*Options: Continuous connectivity, Up-down lights, dimming available on request.

LEVITAIRE-LINEAR

SUSPENDED

Suspended Linear Connected/Standalone luminaire. Extruded aluminium housing linear profile with flushed diffuser for uniform illumination.



CATEGORY REFERENCE	WATTAGE	CCT	MRP (₹)
BPCS 20W LED WH 4F	20W	5700K	7,300
BPCS 28W LED WH 4F	28W	5700K	7,400
BPCS 40W LED WH 4F	40W	5700K	7,600
BPCS 40W LED WH 8F	40W	5700K	13,500
BPCS 56W LED WH 8F	56W	5700K	14,500

*Also available in 4000K CCT. *4F : 4 Feet / 8F: 8 Feet

*Options: Continuous connectivity, Up-down lights, dimming available on request

RECESSED

Recess Linear Connected/Standalone luminaire. Well designed extruded aluminium housing linear profile with flushed diffuser for uniform illumination.



CATEGORY REFERENCE	WATTAGE	CCT	MRP (₹)
BRCS 20W LED WH 4F	20W	5700K	7,200
BRCS 28W LED WH 4F	28W	5700K	7,300
BRCS 40W LED WH 4F	40W	5700K	7,400
BRCS 40W LED WH 8F	40W	5700K	12,500
BRCS 56W LED WH 8F	56W	5700K	13,000

*Also available in 4000K CCT. *4F : 4 Feet / 8F: 8 Feet

*Options: Continuous connectivity, Up-down lights, dimming available on request

LEVITAIRE CONNECTORS

Connector for linear suspended profile.



CATEGORY REFERENCE	SHAPE	MRP (₹)
L Connector		9,000
Y Connector		12,000
+ Connector		16,000

TROFFERS

GLADDEN

Diffused Recess mounted 2ft x 2ft luminaire. Deep drawn CRCA housing with efficacy of 100 lm/W provides uniform illumination. Designed to create best in class illumination and suitable for office applications.



CATEGORY REFERENCE	WATTAGE	CCT	MRP (₹)
BZRSQ 30L LED GX WH	30W	5700K	5,300
BZRSQ 36L LED GX WH	36W	5700K	5,500

Note: For POP/Gypsum ceiling frame to be ordered separately.

*Available in 6500K & 4000K CCT and surface mounting option.

GLADDEN PRO

Recessed mounted 2ft x 2ft luminaire with deep drawn CRCA housing. Efficacy of 120 lm/W. Designed for optimal lighting with comfortable experience through its classic design & glare free soft illumination.



CATEGORY REFERENCE	WATTAGE	CCT	MRP (₹)
BZRSQ 30L LED GX PRO WH	24W	5700K	5,800
BZRSQ 36L LED GX PRO WH	30W	5700K	6,000
BZRSQ 43L LED GX PRO WH	36W	5700K	6,200

Note: For POP/Gypsum ceiling frame to be ordered separately.

*Available in 6500K & 4000K CCT and surface mounting option.

SKYLUX G1 PIR

Well designed 2ft x 2ft white powder coated CRCA housing with in-built PIR sensor. Can detect motion from 5 mtr height, coverage 7 mtr. efficient and aesthetically well designed for all office applications.



CATEGORY REFERENCE	WATTAGE	CCT	MRP (₹)
BZRSQ 36W GZ1 WH PIR	36W	5700K	7,500

*Available in 6500K & 4000K CCT and surface mounting option.

TROFFERS

SKYLUX

Recess mounted 1ft x 4ft commercial luminaire with CRCA housing suitable for open offices, hospitals and educational institutions.



CATEGORY REFERENCE	WATTAGE	CCT	MRP (₹)
BZRSLL 36L LED GX WH SD	36W	5700K	6,800

*Available in Surface mounting Option.

DOWNLIGHT

DOVEE

Recess mounted downlight with high efficiency, die cast aluminum housing and highly efficient acrylic diffuser.



CATEGORY REFERENCE	WATTAGE	CCT	MRP (₹)
BZSLO nxt 12L LED WH SD	12W	5700K	1,750
BZSLO nxt 15L LED WH SD	15W	5700K	1,850
BZSLO nxt 18L LED WH SD	18W	5700K	2,500
BZSLO nxt 24L LED WH SD	24W	5700K	2,800
BZSLO Pro nxt 12W LED WH SD	12W	5700K	1,800
BZSLO Pro nxt 15W LED WH SD	15W	5700K	2,000
BZSLO Pro nxt 18W LED WH SD	18W	5700K	2,650
BZSLO Pro nxt 24W LED WH SD	24W	5700K	2,850

*Available in 6500K & 4000K CCT and surface mounting option.

VISUAL COMFORT RANGE



Flicker Free



CRI >90



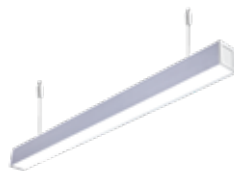
Low Glare



High Efficacy

VISUAL COMFORT SUSPENDED LUMINAIRE LEVITAIRE VC

Suspended luminaires for modern workspace with efficacy 130 lm/W, low glare and CRI >90.



CATEGORY REFERENCE	WATTAGE	CCT	MRP (₹)
BPCS 32L LED 4F WH VC	24W	5700K	On Request

*Also available in 4000K CCT. *4F : 4 Feet.

SKYLUX VC

Recess mounted 2x2 luminaire for modern workspaces with 130 lm/W, low glare & CRI >90.



CATEGORY REFERENCE	WATTAGE	CCT	MRP (₹)
BZRSQ 36L LED WH VC	24W	5700K	On Request

*Also available in 4000K CCT.

Dovee VC

Recessed fixture for modern workspace with efficacy 130 lm/W, low glare and CRI >90.



CATEGORY REFERENCE	WATTAGE	CCT	MRP (₹)
BZSLO 20L LED WH VC	15W	5700K	On Request

*Also available in 4000K, 12W & 18W.

SKYLUX HCL WITH PHOTOVITA APP

Recessed mounted 2ft x 2ft, Intelligent auto tunable luminaire adapts the light intensity & colour to the individual needs of the user hence improves personal work condition and performance. With the entire HCL System, the luminaire can be operated and controlled by Photovita mobile application.



CATEGORY REFERENCE		WATTAGE	CCT	MRP (₹)
BZRSQ R 36W LED HCL OD SD		36W	Auto tunable	On Request
BZRSQ R 36W LED HCL VS SD		36W		On Request
BGW 16N HCL O Wi-Fi		Wi-Fi Router + Gateway		On Request


VISUAL COMFORT

Transform your vision into reality





PUNE METRO



MUMBAI METRO



LEADING SOLAR CELL
MANUFACTURING
COMPANY



LEADING INDUSTRIAL HOUSE

INDUSTRIAL LIGHTING

Go beyond illumination





*20 million Life Points

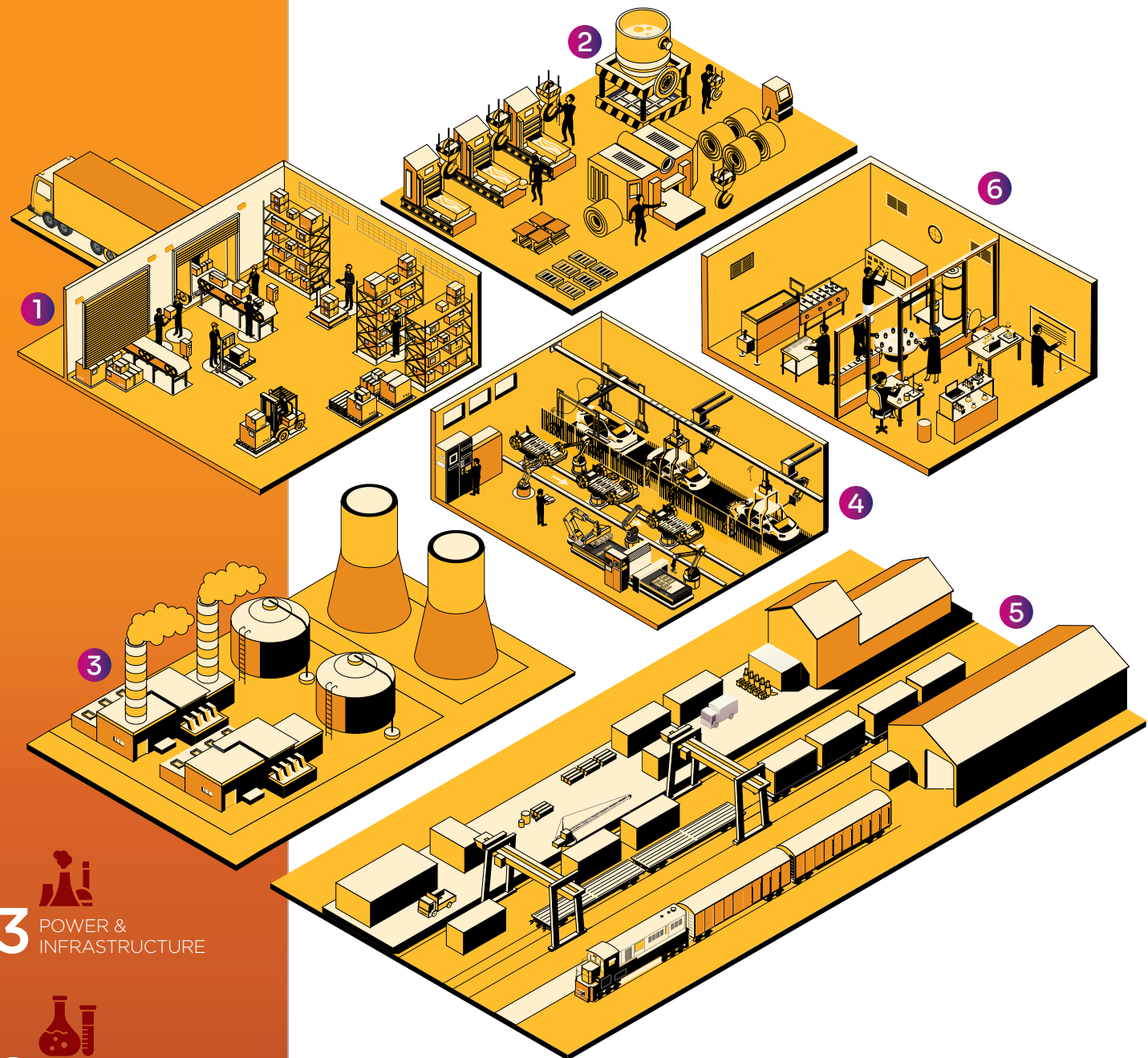
More than
20 MILLION
light points across
India for industrial
workspaces

More than
4 DECADES
of presence
in Industrial Lighting

Lighting solutions
DESIGNED
to meet varied
industrial segments
& environments

ENSURING THE BEST FIT INDUSTRIAL LIGHTING SYSTEM

Designing an effective industrial lighting system requires careful evaluation of multiple factors to ensure optimal performance, safety, and efficiency. A lighting designer must consider the specific operating conditions of the site, the intended application, and the visual tasks that require illumination. Selecting the right luminaires involves assessing key aspects such as the lighting needs of the visual task, space layout and design, lumen output and distribution, as well as durability and protection. By addressing these critical factors, designers can create tailored lighting solutions that enhance visibility, productivity, and operational safety in industrial environments.



1 WAREHOUSE & LOGISTICS

2 STEEL & METAL MANUFACTURER

3 POWER & INFRASTRUCTURE

4 AUTO & ANCILLARY

5 METROS & RAILWAY

6 PHARMA & HEALTHCARE

Introducing **SYNCHRONOUS**

ACHIEVING INDUSTRY 4.0 GOALS WITH SMART LIGHTING SOLUTIONS

With the Bajaj Synchronous system, your evolving needs always find the perfect solution. It's three-layered offering offers flexibility, easily upgradable with new hardware or software. As your system expands, rest assured—every previously installed light point remains an integral part of the seamless progression. Your smart lighting journey is not just a path; it's a continuum of possibilities.

Bajaj Synchronous shall help customers embark on the journey to achieve their Industry 4.0 goals efficiently.

SYNCHRONOUS ...PREMIUM



Occupancy Analytics



Multiple Sites Access



Workspace Quality Analytics



BMS Integration



SYNCHRONOUS ...PRO



Cloud Integration



Scene Manager



Remote Site Management



Data Rich Dashboard



Predictive Maintenance



SYNCHRONOUS ...FOUNDATION



Sensor Integration



Seamless Connectivity on BLE



Greenfield & Retrofit Ready



Simple Setup



Energy Savings

INDUSTRIAL LIGHTING

HIGHBAY

NOVABAY

Highbay luminaire with PDC housing, toughened glass and very high efficacy. IP66 ingress protection with factory fitted cradel 'I' bolt mounting arrangement provided.



CATEGORY REFERENCE	WATTAGE	CCT	MRP (₹)
Novabay 80W WH WB PC SD	80W	5700K	20,000
Novabay 80W WH WB PC SD XE	80W	5700K	22,000
Novabay 100W WH WB PC SD	100W	5700K	22,000
Novabay 100W WH WB PC SD XE	100W	5700K	24,000
Novabay 120W WH WB PC SD	120W	5700K	24,000
Novabay 120W WH WB PC SD XE	120W	5700K	27,000
Novabay 150W WH NB PC SD	150W	5700K	27,000
Novabay 150W WH NB PC SD XE	150W	5700K	30,000
Novabay 200W WH NB PC SD	200W	5700K	30,000
Novabay 200W WH NB PC SD XE	200W	5700K	32,000

*Available in WB Optics on request. NB-60° and WB-90°.

NUKE

Highbay luminaire with PDC housing, toughened glass and high efficacy. IP66 ingress protection.



CATEGORY REFERENCE	WATTAGE	CCT	MRP (₹)
BIHNK 100W WH NB TG SD	100W	5700K	20,000
BIHNK 120W WH NB TG SD	120W	5700K	22,000
BIHNK 150W WH NB TG SD	150W	5700K	25,000
BIHNK 200W WH NB TG SD	200W	5700K	28,000

*Available in WB Optics on request. NB-60° and WB-90°.

OPTIBAY

Highbay luminaire with PDC Housing, round shaped LED highbay luminaire with PC diffuser & high efficacy. IP66 protection rating.



CATEGORY REFERENCE	WATTAGE	CCT	MRP (₹)
OPTIBAY 80W WH NB PC SD	80W	5700K	16,000
OPTIBAY 100W WH NB PC SD	100W	5700K	18,500
OPTIBAY 120W WH NB PC SD	120W	5700K	20,000
OPTIBAY 150W WH NB PC SD	150W	5700K	22,500

*Available in WB optics on request. NB-60° and WB-90°.

CANOPY LIGHTING

LUCID

PDC aluminium housing LED Canopy Luminaire with toughened glass. high efficacy. Equipped with only 4 screws for ease of maintenance. IP66 protection rating.



CATEGORY REFERENCE	WATTAGE	CCT	MRP (₹)
BICLD 80W WH TG SD	80W	5700K	10,000
BICLD 100W WH TG SD	100W	5700K	12,000

LUCID LINEAR

This Linear Canopy Luminaire is equipped with extruded aluminium housing, aluminium die-cast end caps, and PC diffuser for extraordinary optical performance. IP65 Protection rating.



CATEGORY REFERENCE	WATTAGE	CCT	MRP (₹)
BGPPR LC 80L WH SY NID	80W	5700K	10,000

WELLGLASS LIGHTING

VERDANT PRO

PDC aluminium Housing LED wellglass with PC diffuser. IP66 Protection rating. 'I' bolt and cradle is provided for mounting.



CATEGORY REFERENCE	WATTAGE	CCT	MRP (₹)
BIWDN 30W LED WH EC CD P	30W	5700K	3,900
BIWDN 35W LED WH EC CD P	35W	5700K	4,100
BIWDN 40W LED WH EC CD P	40W	5700K	4,300
BIWDN 70W LED WH EC OD P	70W	5700K	8,000

*Available in Opal diffuser option.

INDUSTRIAL BATTEN

LINEA PLUS

PC Housing - PC Diffuser weatherproof LED batten luminaire with high efficacy, IP65 Protection rating, Durable industrial lighting solution luminaire with integrated LED channel suitable for surface and suspended mounting.



CATEGORY REFERENCE	WATTAGE	CCT	MRP (₹)
BEPC 20W WH LED XE (2ft)	20W	5700K	2,900
BEPC 20W WH LED XE (4ft)	20W	5700K	3,500
BEPC 40W WH LED XE (4ft)	40W	5700K	3,500

LUXBLADE

PC Housing - PC Diffuser weatherproof LED batten luminaire. IP66 Protection rating, Durable industrial luminaire with integrated LED channel suitable for surface and suspended mounting.



CATEGORY REFERENCE	WATTAGE	CCT	MRP (₹)
BIBLB 40W WH PC SD	40W	5700K	4,000

LINEA LED T8

PC Housing & Diffuser, industrial fixture with IP65 Protection - suitable for single LED tube and twin LED tube (4ft T8) option.



CATEGORY REFERENCE	WATTAGE	CCT	MRP (₹)
BJI 118 LED PC	1X18W/20W	NA	2,000
BJI 218 LED PC	2X18W/20W	NA	2,300

*LED tubes to be ordered separately.

LINEA

AL extrusion Housing LED batten luminaire with high efficacy. IP20 Protection rating. Suitable for surface/suspended mounting applications.



CATEGORY REFERENCE	WATTAGE	CCT	MRP (₹)
BLIR 24L WH PC SD	20W	5700K	2,000
BLIR 48L WH PC SD	40W	5700K	3,000

CLEANROOM

METROLITE

Specially designed for Metro and Railway projects. Extruded Aluminium Housing with Polycarbonate opal diffuser suitable for trunking.



CATEGORY REFERENCE	WATTAGE	CCT	MRP (₹)
BLTMO T 40L LED WH SY HSG PC SD	40W	5700K	8,000

PRISTINE GEN 2

Pristine Gen 2- Bottom opening recess mounting CRCA housing luminaire for cleanroom spaces, equipped with PMMA diffuser and IP65 protection.



CATEGORY REFERENCE	WATTAGE	CCT	MRP (₹)
BPRF 20W WH SL LED	20W	5700K	6,000
BPRF 36W WH SL LED	36W	5700K	8,000
BPRF 45W WH SL LED	45W	5700K	10,000
BPRF 60W WH SL LED	60W	5700K	12,000
BPRF 80W WH SL LED	80W	5700K	14,000

PRISTINE GEN 2

Top opening Cleanroom luminaire with CRCA Housing, PMMA diffuser and IP65 protection.



CATEGORY REFERENCE	WATTAGE	CCT	MRP (₹)
BPRR 20W WH LED	20W	5700K	6,000
BPRR 30W WH LED	30W	5700K	8,000
BPRR 45W WH LED	45W	5700K	10,000
BPRR 60W WH LED	60W	5700K	12,000
BPRR 80W WH LED	80W	5700K	14,000

**Walkable ceiling cover can be provided extra as accessory

FLAMEPROOF

WELLGLASS & HIGHBAY

PDC housing integrated LED flameproof wellglass & highbay luminaire with heat resistant toughened glass. IP66 protection rating & suitable for Zone 1 & 2 and Gas / Vapour group IIA, IIB & IIC. T6 temperature class compatible.



CATEGORY REFERENCE	WATTAGE	CCT	MRP (₹)
BIFPWG 30W CLED SD	30W	5700K	10,000
BIFPWG 45W CLED SD	45W	5700K	12,000
BIFPWG 70W CLED SD	70W	5700K	15,000
BIFPWG 100W CLED SD	100W	5700K	18,000
BIFPWG 120W CLED SD	120W	5700K	20,000

BATTEN

Suitable for single and twin, T8 tube of 18W / 20W. IP66 protection rating & recommended for Zone 1 & 2 & Gas / Vapour group of IIA & IIB.




CATEGORY REFERENCE	WATTAGE	CCT	MRP (₹)
BJEXFTL 118 LED	1X18W	NA	10,750
BJEXFTL 218 LED	2X18W	NA	21,800


*LED tubes to be ordered separately.



LEADING E-COM WAREHOUSE, PUNE



NRO VALAD, NANA CHILODA, AHMEDABAD



LEADING PORT IN GUJARAT

STREET LIGHTING

Lighting Up Landmarks.
Powering Progress.





STREET LIFE POINTS

20million

STREET LIFE POINTS


More than
200,000
Smart Connected
Street Light Points

More than
1 MILLION
Street Light Poles

More than
50,000
kms of
streets illuminated.



SMART LIGHTING MANAGEMENT SOLUTION



KEY FEATURES



Group
Control



Group
Dimming



Individual
Control



Command
Control
Solutions



Technology -
Agnostic
Solutions

SOLUTION FEATURES

CitiSol offers various control options to its users which thereby have an impact on the experience of the end users.



DIMMING PROFILE SETTING

Adjust light levels based on real-time conditions based on usage patterns.



CENTRAL COMMAND CENTRE INTEGRATION

CitiSol provides full remote management for your entire lighting infrastructure. Open architecture and Open API allow secure integration to any of your preferred 3rd party application.



ON DEMAND

Let there be light when its needed the most, and that control needs to be executed at the click of a button. CitiSol has on demand, and near real time control of switching flood lights on and off.



SCHEDULING

Keeping energy efficiency and maintenance efficiency as the uber goal of the platform solution, CitiSol assures schedule configuration as per customer needs.



ALERTS AND NOTIFICATIONS

CitiSol offers proactive and customizable notifications to help take time critical decisions. CitiSol is designed for the local asset management & maintenance crews, the Alerts tool offers near real-time status information of every individual or group of luminaires. Faults and outages are automatically registered, and notifications are sent to the assigned person to undertake action.



REPORTS AND CHARTS

The CitiSol platform has a central dashboard that helps you to track your infrastructure's lighting performance, status, energy consumption and savings over different locations and customizable periods of time. Device network analytics is also an integral part of this tool.

ILLUMINATE YOUR CONTROL WITH BAJAJ CITISOL'S FEATURE BRILLIANCE

In the realm of street lighting, Bajaj CitiSol SoloG Group control panel stands tall as a cabinet-based solution tailored for the meticulous needs of road authorities, specifically medium to large municipalities and highway authorities. This robust system offers a reliable and efficient control mechanism for monitoring road and street-lights.



KEY FEATURES



Versatile
Compatibility



Connectivity
Options



Effortless
Deployment



Enterprise-Hosted
Software

SMART IoT RTU

Bajaj SoloG / ClusterG Cabinet Controller

Interfaces like the switch, the RS485 and the current are built in the RTU. External modules may be required based on a case-to-case basis.



1 To 3-phase Mains Input



Cabinet Door Monitoring



Mains Voltage Monitoring



Photocell Input



Integrated GPRS



STREET LIGHTING



VISTA LED

Vista range of mid power LED street light comes with single piece IP66 pressure die cast housing and secondary lens delivering 130 lm/W and 4kV inbuilt surge protection.



CATEGORY REFERENCE	WATTAGE	CCT	MRP (₹)
VISTA P 32L WH PO PC SD	25W	5700K	3,000
VISTA P 39L WH PO PC SD	30W	5700K	3,200
VISTA P 45L WH PO PC SD	35W	5700K	3,700
VISTA P 58L WH PO PC SD	45W	5700K	4,900
VISTA P 78L WH PO PC SD	60W	5700K	7,000
VISTA P 91L WH PO PC SD	70W	5700K	8,200
VISTA P 117L WH PO PC SD	90W	5700K	10,100
VISTA P 156L WH PO PC SD	120W	5700K	11,500
VISTA P 195L WH PO PC SD	150W	5700K	15,100

EDGE NXT LED

Next Generation LED street light with pressure die-cast housing along with prismatic polycarbonate modular secondary lens optics for city road application with IP66 ingress protection. 4kV inbuilt and 10kV external surge protection with top opening driver cover for easy maintenance. Efficacy 110 lm/W.



CATEGORY REFERENCE	WATTAGE	CCT	MRP (₹)
ENXT P 54L WH PO PC SD	45W	5700K	5,750
ENXT P 72L WH PO PC SD	60W	5700K	6,750
ENXT P 84L WH PO PC SD	70W	5700K	7,850

EDGE NXT LED

Next Generation LED street light with pressure die-cast housing along with prismatic polycarbonate modular secondary lens optics for city road application with IP66 ingress protection. 4kV inbuilt and 10kV external surge protection with top opening driver cover for easy maintenance. Efficacy 120 lm/W.



CATEGORY REFERENCE	WATTAGE	CCT	MRP (₹)
ENXT P 54L WH CR PC SD	45W	5700K	5,900
ENXT P 72L WH CR PC SD	60W	5700K	6,900
ENXT P 84L WH CR PC SD	70W	5700K	8,000

BAJAJ ZELA JAKE

LED street light with pressure die-cast housing, toughened glass and secondary lens optics with IP66 ingress protection. Top opening driver cover for easy maintenance. Efficacy upto 120 lm/W.



CATEGORY REFERENCE	WATTAGE	CCT	MRP (₹)
ZELA P 54L WH PO TG SD XT	45W	5700K	6,000
ZELA P 72L WH PO TG SD J	60W	5700K	7,000
ZELA P 86L WH PO TG SD J	72W	5700K	8,100

BAJAJ ZELA

LED street light with pressure die-cast housing, toughened glass and secondary lens optics with IP66 ingress protection. Top opening driver cover for easy maintenance. Efficacy upto 120 lm/W.



CATEGORY REFERENCE	WATTAGE	CCT	MRP (₹)
ZELA P 96L WH PO TG SD	80W	5700K	8,400
ZELA P 108L WH PO TG SD	90W	5700K	10,500
ZELA P 120L WH PO TG SD	100W	5700K	12,000
ZELA P 132L WH PO TG SD	110W	5700K	13,000
ZELA P 144L WH PO TG SD	120W	5700K	14,500

EDGE NXT

LED street light with pressure die-cast housing and toughened glass and individual LEDs with secondary lens optics for city road application with IP66 ingress protection. 4kV inbuilt and 10kV external surge protection with top opening driver cover for easy maintenance.



CATEGORY REFERENCE	WATTAGE	CCT	MRP (₹)
ENXT P 108L WH CR TG SD	90W	5700K	11,500
ENXT P 144L WH CR TG SD	120W	5700K	16,000
ENXT P 162L WH CR TG SD	135W	5700K	23,100
ENXT P 162L WH HW TG SD	135W	5700K	23,100
ENXT P 162L WH PO TG SD	135W	5700K	22,000
ENXT P 180L WH PO TG SD	150W	5700K	24,500

*Also available in 3000K.

EDGE NXT

LED street light with pressure die-cast housing and toughened glass and individual LEDs with secondary lens optics for city road application with IP66 ingress protection. 4kV inbuilt and 10kV external surge protection with top opening driver cover for easy maintenance.



CATEGORY REFERENCE	WATTAGE	CCT	MRP (₹)
ENXT P 180L WH CR TG SD	150W	5700K	25,200
ENXT P 180L WH HW TG SD	150W	5700K	25,200
ENXT P 216L WH CR TG SD	180W	5700K	29,000
ENXT P 216L WH HW TG SD	180W	5700K	29,000
ENXT P 216L WH PO TG SD	180W	5700K	27,500

*Also available in 3000K.

EDGE NXT

LED street light with pressure die-cast housing and toughened glass and individual LEDs with secondary lens optics for city road and highway application with IP66 ingress protection. 4kV inbuilt and 10kV external surge protection with top opening driver cover for easy maintenance.



CATEGORY REFERENCE	WATTAGE	CCT	MRP (₹)
ENXT P 252L WH CR TG SD	210W	5700K	30,000
ENXT P 252L WH HW TG SD	210W	5700K	30,000
ENXT P 252L WH PO TG SD	210W	5700K	27,000
ENXT P 276L WH CR TG SD	230W	5700K	32,000
ENXT P 276L WH HW TG SD	230W	5700K	32,000
ENXT P 300L WH CR TG SD	250W	5700K	36,500
ENXT P 300L WH HW TG SD	250W	5700K	36,500

*Also available in 3000K.

BAJAJ HEXO J

High performance street light with pressure die-cast housing, superior polycarbonate optics for city roads and highway application with IP66 ingress protection. Top opening driver cover for easy maintenance. Efficacy upto 135 lm/W.



CATEGORY REFERENCE	WATTAGE	CCT	MRP (₹)
HEXO P 202L WH HW PC SD J	150W	5700K	27,000
HEXO P 243L WH HW PC SD J	180W	5700K	32,000

BAJAJ HEXO

High efficient LED street light with pressure die-cast housing with prismatic polycarbonate diffuser for city road and highway application with IP66 ingress protection. 4kV inbuilt and 10kV external surge protection with top opening driver cover for easy maintenance. Efficacy 135 lm/W.



CATEGORY REFERENCE	WATTAGE	CCT	MRP (₹)
HEXO P 284L WH HW PC SD	210W	5700K	36,000
HEXO P 310L WH HW PC SD	230W	5700K	38,000
HEXO P 338L WH HW PC SD	250W	5700K	40,000

*Also available in 3000K.

BAJAJ HEXO GRAND

High efficient LED street light with pressure die-cast housing with prismatic polycarbonate diffuser for city road and highway application with IP66 ingress protection. 4kV inbuilt and 10kV external surge protection with top opening driver cover for easy maintenance. Efficacy 145 Lm/W.



CATEGORY REFERENCE	WATTAGE	CCT	MRP (₹)
HEXO P 435L WH HW PC SD G	300W	5700K	54,500
HEXO P 508L WH HW PC SD G	350W	5700K	57,500

*Also available in 3000K.

BAJAJ DOLPHIN

Decorative street light with pressure die-cast housing and toughened glass and secondary lens optics. IP66 ingress protection. Top opening driver cover for easy maintenance. Efficacy upto 130 lm/W.



CATEGORY REFERENCE	WATTAGE	CCT	MRP (₹)
DOLPHIN P 90W WH HW TG SD	90W	5700K	On Request
DOLPHIN P 120W WH HW TG SD	120W	5700K	On Request
DOLPHIN P 150W WH HW TG SD	150W	5700K	On Request

*Also available in 3000K.

DWARKA EXPRESS WAY




KUMBH MELA



NH 48 - GURUGRAM TO JAIPUR



SATNA MEHER HIGHWAY



RELIANCE HIGHWAY, JAMNAGAR



SOLAR LIGHTING

Sustainable Light
for Safer Nights





SUN-POWERED STREETS, FUTURE-READY CITIES

Bajaj Lighting is driving the transition to sustainable outdoor lighting with high-performance solar luminaires tailored for streetlight applications. Ranging from 12W to 80W, these luminaires boast exceptional high efficiency and are designed to operate reliably across India's diverse solar conditions. Engineered for hassle-free installation and zero maintenance, Sunsoko solar streetlights provide consistent, need-based illumination-delivering dependable lighting throughout the night, every night of the year. An ideal solution for eco-conscious urban and rural infrastructure.



Park Areas



Townships



Walkways



City
Outskirts



Office
Campuses

SOLAR LIGHTING



FLAIR ALL-IN-ONE

Flair is All-in-One Solar Streetlight having compact and fully integrated design with intelligent features includes a built-in Solar Panel, Lithium Ferro Phosphate (LiFePO4) Battery, Charge Controller and Motion Sensor. The solution is available from 12W to 60W and compatible with Bajaj Citisol Remote Monitoring System.

CATEGORY REFERENCE	WATTAGE	CCT	MRP (₹)
BSS FLAIR P 21L WH HW LF MP	12	5700K	30,000
BSS FLAIR P 21L WH HW LF MP HYB	12	5700K	35,000
BSS FLAIR P 26L WH HW LF MP	15	5700K	35,000
BSS FLAIR P 26L WH HW LF MP HYB	15	5700K	40,000
BSS FLAIR P 31L WH HW LF MP	18	5700K	40,000
BSS FLAIR P 31L WH HW LF MP HYB	18	5700K	45,000
BSS FLAIR P 35L WH HW LF MP	20	5700K	46,000
BSS FLAIR P 35L WH HW LF MP HYB	20	5700K	50,000
BSS FLAIR P 43L WH HW LF MP	25	5700K	60,000
BSS FLAIR P 43L WH HW LF MP HYB	25	5700K	65,000
BSS FLAIR P 52L WH HW LF MP	30	5700K	65,000
BSS FLAIR P 52L WH HW LF MP HYB	30	5700K	70,000
BSS FLAIR P 70L WH HW LF MP	40	5700K	70,000
BSS FLAIR P 70L WH HW LF MP HYB	40	5700K	75,000
BSS FLAIR P 87L WH HW LF MP	50	5700K	80,000
BSS FLAIR P 87L WH HW LF MP HYB	50	5700K	85,000
BSS FLAIR P 105L WH HW LF MP	60	5700K	1,00,000
BSS FLAIR P 105L WH HW LF MP HYB	60	5700K	1,05,000
BSS FLAIR P 87L WH HW LF MP PIR	50	5700K	80,000

FLAIR PRO ALL-IN-ONE

Flair Pro is All-in-One Solar Streetlight having compact and fully integrated design with intelligent features includes a built-in Solar Panel, Lithium Ferro Phosphate (LiFePO4) Battery, Charge Controller and Motion Sensor. The solution is available from 25W to 80W and compatible with Bajaj Citisol Remote Monitoring System.



CATEGORY REFERENCE	WATTAGE	CCT	MRP (₹)
BSS FLAIR P PRO 37L WH HW LF MP	25	5700K	52,000
BSS FLAIR P PRO 37L WH HW LF MP HYB	25	5700K	54,000
BSS FLAIR P PRO 45L WH HW LF MP	30	5700K	57,000
BSS FLAIR P PRO 45L WH HW LF MP HYB	30	5700K	59,500
BSS FLAIR P PRO 52L WH HW LF MP	35	5700K	59,500
BSS FLAIR P PRO 52L WH HW LF MP HYB	35	5700K	61,500
BSS FLAIR P PRO 60L WH HW LF MP	40	5700K	61,500
BSS FLAIR P PRO 60L WH HW LF MP HYB	40	5700K	64,000
BSS FLAIR P PRO 67L WH HW LF MP	45	5700K	63,500
BSS FLAIR P PRO 67L WH HW LF MP HYB	45	5700K	65,500
BSS FLAIR P PRO 75L WH HW LF MP	50	5700K	67,000
BSS FLAIR P PRO 75L WH HW LF MP HYB	50	5700K	69,500
BSS FLAIR P PRO 90L WH HW LF MP	60	5700K	70,000
BSS FLAIR P PRO 90L WH HW LF MP HYB	60	5700K	72,500
BSS FLAIR P PRO 105L WH HW LF MP	70	5700K	73,000
BSS FLAIR P PRO 105L WH HW LF MP HYB	70	5700K	75,500
BSS FLAIR P PRO 120L WH HW LF MP	80	5700K	75,500
BSS FLAIR P PRO 120L WH HW LF MP HYB	80	5700K	78,000
BSS FLAIR P PRO 30L WH HW LF MP	20	5700K	38,000
BSS FLAIR P PRO 72L WH HW LF MP	48	5700K	65,000



ETERNIO ALL-IN-ONE

Eternio All-in-One Solar Streetlight is the all season light. Premium look with sand yellow colour powder coating. Available Solution from 12W to 40W with 180 lm/W. Free from autonomy with 365 days darkless night USP. Compatible with Bajaj Citisol Remote Monitoring System.



CATEGORY REFERENCE	WATTAGE	CCT	MRP (₹)
BSS ETERNIO P 21L WH HW LF MP	12	5700K	On Request
BSS ETERNIO P 21L WH HW LF MP HYB	12	5700K	On Request
BSS ETERNIO P 26L WH HW LF MP	15	5700K	On Request
BSS ETERNIO P 26L WH HW LF MP HYB	15	5700K	On Request
BSS ETERNIO P 31L WH HW LF MP	17	5700K	On Request
BSS ETERNIO P 31L WH HW LF MP HYB	17	5700K	On Request
BSS ETERNIO P 35L WH HW LF MP	20	5700K	On Request
BSS ETERNIO P 35L WH HW LF MP HYB	20	5700K	On Request
BSS ETERNIO P 43L WH HW LF MP	24	5700K	On Request
BSS ETERNIO P 43L WH HW LF MP HYB	24	5700K	On Request
BSS ETERNIO P 52L WH HW LF MP	30	5700K	On Request
BSS ETERNIO P 52L WH HW LF MP HYB	30	5700K	On Request
BSS ETERNIO P 70L WH HW LF MP	40	5700K	On Request
BSS ETERNIO P 70L WH HW LF MP HYB	40	5700K	On Request




SINDHUDURG SEA SHORE, MAHARASHTRA



SOLPOLE AT BAND STAND, MUMBAI



MAHARASHTRA MARITIME BOARD, SILVER BEACH, MUMBAI



solpole

Solar Light Pole



Full night operation



Aesthetic design



Green product



Pure polyester powder coated pressure die-cast rust free aluminum housing



4 sides mono-crystalline solar panels



Design to avoid dust and bird dropping accumulation

High-Tech LiFePO4
Lithium Battery

LED Chips
High Power &
Ultra Bright

MPPT Solar
Charge Controller

Ease of Maintenance
Panel, Battery,
Charge Controller

Reducing Accident Risks
(Against Electrical Poles)

BSSL 45M 20W ROUND

solpole^R

Solar Column Round Light Pole

Elevate your surroundings with the Column Round Light attachment for SolPole. Effortlessly adding a touch of elegance, this attachment seamlessly integrates with the solar column, providing a soft and inviting glow.

BSSL 45M 20W SL

solpoles^S

Solar Column Street Light Pole

Illuminate streets and pathways with the Column Street Light attachment for SolPole. Designed for optimal visibility and safety, this attachment combines solar efficiency with urban functionality.

solpole^V

Solar Column Vertical Light Pole

Embrace vertical aesthetics with the Column Vertical Light attachment for SolPole. This attachment not only delivers radiant illumination but also serves as a striking architectural element in any outdoor setting.

BSSCL 45M 20W VL



solpole^B

Solar Column Decorative Bracket Light Pole

Crown your outdoor spaces with the Column Post Top Light attachment for SolPole. This attachment sits atop the solar column, casting a warm and encompassing glow that transforms landscapes into captivating scenes.

BSSCL 45M 20W DBL



BSSCL 45M 20W SA/DA

solpole^D

Solar Column Double Arm Light Pole

Double up on brilliance with the Column Double Arm Light attachment for SolPole. Perfect for wider areas, this attachment features two luminaires for enhanced coverage, all powered by solar energy.




BSSCL 45M 20W DPL



solpole^P

Solar Column Decorative Post Top Light Pole

Crown your outdoor spaces with the Column Post Top Light attachment for SolPole. This attachment sits atop the solar column, casting a warm and encompassing glow that transforms landscapes into captivating scenes.



AREA LIGHTING

Lighting Up Landmarks.
Powering Progress.





8million

FLOOD LIGHTS POINTS

More than
80000
Mast Installations

More than
1 MILLION
Mast Lighting

More than
5000
Infrastructure facilities
illuminated

BUILDING INDIA'S INFRASTRUCTURE

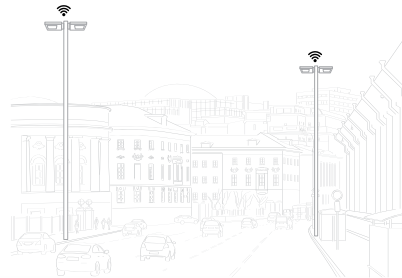
Rapid infrastructure development in the country spans across various sectors, each contributing to the nation's progress by creating world class infrastructure like airports, ports, railway hubs, manufacturing hubs, smart cities deployment with advanced facilities and efficient public services.

Bajaj Lighting, a pioneer in the lighting industry, has been instrumental in the journey of nation building for over eight decades. Our cutting-edge & innovative products ensure energy efficiency, durability, and optimal illumination, making spaces more accessible and secure. Bajaj Lighting continues to play a pivotal force, driving advancements and setting benchmarks in the lighting industry.



MUMBAI COSTAL ROAD





SMART LIGHTING MANAGEMENT SOLUTION



KEY FEATURES



Group Control



Group Dimming



Individual Control



Command Control Solutions



Technology - Agnostic Solutions

SOLUTION FEATURES

CitiSol offers various control options to its users which thereby have an impact on the experience of the end users.



DIMMING PROFILE SETTING

Adjust light levels based on real-time conditions based on usage patterns.



ON DEMAND

Let there be light when its needed the most, and that control needs to be executed at the click of a button. CitiSol has on demand, and near real time control of switching flood lights on and off.



ALERTS AND NOTIFICATIONS

CitiSol offers proactive and customizable notifications to help take time critical decisions. CitiSol is designed for the local asset management & maintenance crews, the Alerts tool offers near real-time status information of every individual or group of luminaires. Faults and outages are automatically registered, and notifications are sent to the assigned person to undertake action.



CENTRAL COMMAND CENTRE INTEGRATION

CitiSol provides full remote management for your entire lighting infrastructure. Open architecture and Open API allow secure integration to any of your preferred 3rd party application.



SCHEDULING

Keeping energy efficiency and maintenance efficiency as the uber goal of the platform solution, CitiSol assures schedule configuration as per customer needs.



REPORTS AND CHARTS

The CitiSol platform has a central dashboard that helps you to track your infrastructure's lighting performance, status, energy consumption and savings over different locations and customizable periods of time. Device network analytics is also an integral part of this tool.

AREA LIGHTING



GLEAM XT

Flood light luminaire with polycarbonate optics, pressure die-cast housing along with IP66 ingress protection. 4kV in-built surge protection. Efficacy 120 lm/W.

CATEGORY REFERENCE	WATTAGE	CCT	MRP (₹)
GLEAM-XT F 36L WH NB-A3 PC SD	30W	5700K	4,200
GLEAM-XT F 60L WH NB-A3 PC SD	50W	5700K	5,800



GLEAM XT

Flood light luminaire with polycarbonate optics, pressure die-cast housing along with IP66 ingress protection. 4kV in-built and 10kV external surge protection. Efficacy 120 lm/W.

CATEGORY REFERENCE	WATTAGE	CCT	MRP (₹)
GLEAM-XT F 96L WH NB-A3 PC SD	80W	5700K	14,500
GLEAM-XT F 120L WH NB-A3 PC SD	100W	5700K	20,000



GLEAM XT

Flood light luminaire with polycarbonate optics, pressure die-cast housing along with IP66 ingress protection. 4kV in-built and 10kV external surge protection. Efficacy 120 lm/W.

CATEGORY REFERENCE	WATTAGE	CCT	MRP (₹)
GLEAM-XT F 144L WH NB-A3 PC SD	120W	5700K	31,000
GLEAM-XT F 180L WH NB-A3 PC SD	150W	5700K	33,000

GLEAM GRAND

Next generation Gleam comes with pressure die cast IP66 housing, secondary lens with 120 lm/W efficacy. Its modular & unique design perfectly complements the circular lantern carriage design of the mast.



CATEGORY REFERENCE	WATTAGE	CCT	MRP (₹)
GLEAM-G F 180L WH NB-A5 PC SD	150W	5700K	18,000
GLEAM-G F 240L WH NB-A5 PC SD	200W	5700K	20,000

GLEAM GRAND

Next generation Gleam comes with pressure die cast IP66 housing, secondary lens with 120 lm/W efficacy. Its modular & unique design perfectly complements the circular lantern carriage design of the mast.



CATEGORY REFERENCE	WATTAGE	CCT	MRP (₹)
GLEAM-G F 300L WH NB-A5 PC SD	250W	5700K	25,000
GLEAM-G F 360L WH NB-A5 PC SD	300W	5700K	30,000
GLEAM-G F 420L WH NB-A5 PC SD	350W	5700K	35,000
GLEAM-G F 480L WH NB-A5 PC SD	400W	5700K	40,000

BAJAJ PRAZE

High performance floodlight luminaire with pressure die-cast housing, toughened glass and secondary lens optics with IP66 ingress protection. Efficacy 140 lm/W.



CATEGORY REFERENCE	WATTAGE	CCT	MRP (₹)
PRAZE F 112L WH NB-A5 TG SD	80W	5700K	9,500
PRAZE F 140L WH NB-A5 TG SD	100W	5700K	13,500
PRAZE F 168L WH NB-A5 TG SD	120W	5700K	14,500

BAJAJ PRAZE

High performance floodlight luminaire with pressure die-cast housing, toughened glass and secondary lens optics with IP66 ingress protection. Efficacy 140 lm/W.



CATEGORY REFERENCE	WATTAGE	CCT	MRP (₹)
PRAZE F 210L WH NB-A5 TG SD	150W	5700K	16,500
PRAZE F 252L WH NB-A5 TG SD	180W	5700K	22,000
PRAZE F 280L WH NB-A5 TG SD	200W	5700K	24,000
PRAZE F 350L WH NB-A5 TG SD	250W	5700K	32,000

BAJAJ PRAZE

High performance floodlight luminaire with pressure die-cast housing, toughened glass and secondary lens optics with IP66 ingress protection. Efficacy 140 lm/W.



CATEGORY REFERENCE	WATTAGE	CCT	MRP (₹)
PRAZE F 420L WH NB-A5 TG SD	300W	5700K	35,000
PRAZE F 490L WH NB-A5 TG SD	350W	5700K	42,000
PRAZE F 560L WH NB-A5 TG SD	400W	5700K	50,000

BAJAJ PRAZE

High performance floodlight luminaire with pressure die-cast housing, toughened glass and secondary lens optics with IP66 ingress protection. Efficacy 140 lm/W.



CATEGORY REFERENCE	WATTAGE	CCT	MRP (₹)
PRAZE F 560L WH NB-A5 TG SD - N	400W	5700K	60,500
PRAZE F 700L WH NB-A5 TG SD - N	500W	5700K	65,000

AMAZE PLUS

High wattage LED flood light with separate optical and driver compartment and flexible optics. Pressure die-cast housing with IP66 ingress protection and impact resistance of IK08. 4kV in-built and 10kV external surge protection. Efficacy >140 lm/W.



CATEGORY REFERENCE	WATTAGE	CCT	MRP (₹)
AMPL F 700L WH NB-A2 TG SD	500W	5700K	78,000
AMPL F 700L WH NB-A3 TG SD	500W	5700K	69,000
AMPL F 700L WH NB-A5 TG SD	500W	5700K	67,000

AMAZE PLUS LED

High wattage LED flood light with separate optical and driver compartment and flexible optics. Pressure die-cast housing with IP66 ingress protection and impact resistance of IK08. 4kV in-built and 10kV external surge protection. Efficacy >140 lm/W.



CATEGORY REFERENCE	WATTAGE	CCT	MRP (₹)
AMPL F 1.4kL WH NB-A2 TG SD	1000W	5700K	1,02,000
AMPL F 1.4kL WH NB-A3 TG SD	1000W	5700K	1,00,000
AMPL F 1.4kL WH NB-A5 TG SD	1000W	5700K	98,000

AMAZE PREMIUM LED

AMAZE Premium state of art Made In India LED floodlight luminaire which is with specially designed for Sports lighting application made of pressure die-cast housings with IP66 ingress protection and impact resistance of IK08. 4kV inbuilt and 20kV external surge protection.



CATEGORY REFERENCE	WATTAGE	CCT	MRP (₹)
AMPR F 1.5KL WH NB-A1 TG AD 957	1500W	5700K	On Request
AMPR F 1.5KL WH NB-A2 TG AD 957	1500W	5700K	On Request
AMPR F 1.5KL WH NB-A3 TG AD 957	1500W	5700K	On Request

**Also available with 70 & 80 CRI.

** Also available with Integral & Non-Integral driver compartment.

SPORTS LIGHTING

Sports & Stadium Lights that make the action come alive

With the lighting of over 100 sports arenas (indoor and outdoor stadiums), Bajaj Illumination possesses the leading position in the arena of sports lighting. Our high-end LED sports floodlight luminaires are designed, developed and manufactured in India. Having a clear understanding of televised and non-televised sports events makes us the most preferred and experienced brand in this segment. Through our strong design and execution teams, we have created landmark sports facilities across the country.



WANKHEDE STADIUM,
MUMBAI

**RAJIV GANDHI INTERNATIONAL CRICKET
STADIUM, HYDERABAD**



**KALINGA HOCKEY STADIUM,
BHUBANESWAR**



**NIRANJAN SHAH CRICKET STADIUM,
RAJKOT**



**BIRSA MUNDA HOCKEY STADIUM,
ROURKELA**



LANDSCAPE LIGHTING

Turning Green Spaces into
Glowing Landmarks





Urban &
Residential Area



Pathways



Gardens



Entrances



Squares &
Pedestrian Areas

FROM DAYTIME CHARM TO NIGHTTIME WONDER

At Bajaj, we transform landscapes into living works of art through our decorative lighting solutions. From bollards and post tops to elegant light columns and designer poles, our range enhances the beauty and character of parks, gardens, corporate campuses, and residential townships across the country. These installations not only illuminate but also elevate outdoor spaces, turning them into iconic, memorable landmarks. At the heart of it all, our decorative luminaires and poles stand out as the true highlights—blending functionality with timeless design.



LANDSCAPE LIGHTING



LED BOLLARDS

FLUTE

LED bollard in cylindrical shape with opal PC diffuser and IP66 protection.



CATEGORY REFERENCE	WATTAGE	CCT	MRP (₹)
BGBOL 605 9W LED WW	9W	3000K	5,000
BGBOL 605 9W LED WH	9W	5700K	5,000
BGBOL 1000 9W LED WW	9W	3000K	5,500
BGBOL 1000 9W LED WH	9W	5700K	5,500

TULIP

LED bollard with opal PC diffuser and IP65 protection.



CATEGORY REFERENCE	WATTAGE	CCT	MRP (₹)
BGBOM 605 9W LED WW	9W	3000K	5,000
BGBOM 605 9W LED WH	9W	5700K	5,000
BGBOM 1000 9W LED WW	9W	3000K	5,500
BGBOM 1000 9W LED WH	9W	5700K	5,500
BGBOM 1000 15W LED WW	15W	3000K	7,000

**MOQ applicable for landscape products.

TETRIS

LED bollard in rectangular shaped Victorian design with opal PC diffuser and IP65 protection.



CATEGORY REFERENCE	WATTAGE	CCT	MRP (₹)
BGBOS 605 9W LED WW	9W	3000K	6,700

MUSHROOMZ

LED bollard in decorative mushroom shape with IP65 protection. Complaint to dark sky norms.



CATEGORY REFERENCE	WATTAGE	CCT	MRP (₹)
BLBMC 9W WW LED	9W	3000K	6,500

BAJAJ TLLUM

LED bollard in unique triangular design with IP65 protection.



CATEGORY REFERENCE	WATTAGE	CCT	MRP (₹)
BAJAJ TLLUM 15W 30K 80 C3 GW S	15W	3000K	12,000
BAJAJ TLLUM 10W 30K 80 C3 GW S	10W	3000K	11,000
BAJAJ TLLUM 15W 30K 80 C3 MS S	15W	3000K	12,000
BAJAJ TLLUM 10W 30K 80 C3 MS S	10W	3000K	11,000

GW: Grey White, MS: Metallic Silver, Case Lot 4N

**MOQ applicable for landscape products.

LED POST TOP

ARCHNER

LED post top with decorative circular design with polycarbonate opal diffuser and IP65 protection.



CATEGORY REFERENCE	WATTAGE	CCT	MRP (₹)
BGCPNP 45W LED WW	45W	3000K	17,000
BGCPNP 45W LED CW	45W	6500K	17,000
BGCPNP 45W LED NW	45W	4000K	On Request
BGCPNP 60W LED WW	60W	3000K	19,000
BGCPNP 60W LED CW	60W	6500K	19,000

AURACREST

Auracrest decorative post top luminaire with Indirect illumination and unique umbrella shape and IP66 and IK10.



CATEGORY REFERENCE	WATTAGE	CCT	MRP (₹)
BAJAJ Auracrest 45W 30K 9 C3 S	45W	3000K	23,500
BAJAJ Auracrest 45W 40K 9 C3 S	45W	4000K	23,500
BAJAJ Auracrest 60W 40K 9 C3 S	60W	4000K	28,500

FLOUNCE

LED post top made in die-cast aluminium housing with decorative clear and opal PC diffuser with IP65 protection.



CATEGORY REFERENCE	WATTAGE	CCT	MRP (₹)
BCF FLO 60W LED NW OP PT	60W	4000K	35,000

**MOQ applicable for landscape products.

ARIAN

LED post top made in die-cast aluminium bottom housing and spun aluminium top reflector with decorative PMMA opal and Clear diffuser and IP65 protection.



CATEGORY REFERENCE	WATTAGE	CCT	MRP (₹)
BGCTN 25W LED WW	25W	3000K	7,000
BGCTN 25W LED WH	25W	5700K	7,000
BGCTN 45W LED WW	45W	3000K	9,000
BGCTN 45W LED WH	45W	5700K	9,000

TENCO

LED post top made in die-cast aluminium with innovative glare free indirect lighting distribution & IP65 protection.



CATEGORY REFERENCE	WATTAGE	CCT	MRP (₹)
BRIL 40W LED WW	40W	3000K	12,500
BRIL 40W LED WH	40W	5700K	12,500
BRIL 45W LED NW	45W	4000K	22,000

GLOBE

LED post top in spherical shape polycarbonate opal and clear diffuser with IP65/66 protection.



CATEGORY REFERENCE	WATTAGE	CCT	MRP (₹)
BLPTSP 25W LED WW	25W	3000K	6,000

**MOQ applicable for landscape products.

LANDSCAPE LIGHTS

SPYKZ

LED Spike/Bush light with die-cast aluminium housing designed for rugged outdoor usage & IP65 protection.



CATEGORY REFERENCE	WATTAGE	CCT	MRP (₹)
BGSBL 9W LED WW	9W	3000K	6,000
BGSBL 9W LED WH	9W	5700K	6,000

RAZOR

LED Step light powder coated cast aluminium body & IP66 protection.



CATEGORY REFERENCE	WATTAGE	CCT	MRP (₹)
BLSGV 9W LED WW PRO	9W	3000K	4,000
BLSGV 5W LED WW	5W	3000K	4,000

VERTICO

LED Up light with die-cast aluminium housing designed for rugged outdoor usage & IP65 protection.



CATEGORY REFERENCE	WATTAGE	CCT	MRP (₹)
BLWUP 9W LED WW	9W	3000K	7,000

**MOQ applicable for landscape products.

LIGHT COLUMNS

BAJAJ KOLUX

LED decorative column lights are rugged construction and mostly maintenance free, ideal for illuminating building entryways, walking paths, interior roadways, pedestrians and as well as other locations.

CATEGORY REFERENCE	WATTAGE	CCT	MRP (₹)
Bajaj Kolux 30W 30K 1.2M 165 BN	30W	3000K	31,500
Bajaj Kolux 40W 30K 1.5M 165 BN	40W	3000K	56,000
Bajaj Kolux 60W 30K 3.0M 100 GN	60W	3000K	46,500
Bajaj Kolux 40W 30K 3.0M 100 GN	40W	3000K	On Request
Bajaj Kolux 40W 30K 4.0M 100 GN	40W	3000K	On Request

TRI COLOUR LIGHT COLUMN

LED light column with die-cast aluminium pipe housing with cylindrical opal polycarbonate diffuser designed for rugged outdoor usage & IP65 protection with Tricolor and tratic white output switch.

CATEGORY REFERENCE	WATTAGE	CCT	MRP (₹)
BLSLC 50W LED TRI 3M	50W	TRI COLOUR	56,000
BLSLC 50W LED TRI 4M	50W	TRI COLOUR	63,000

DECORATIVE POLES

Transform the ambiance of towns and cities with our exquisite Decorative Poles, designed to elevate any outdoor setting. Crafted from high-quality GI Pipes. These poles feature a galvanizing thickness of over 35 microns, ensuring exceptional durability and resilience for all-weather conditions.

CATEGORY REFERENCE	MRP (₹)
BJPL 01 3M ECO POLE (TOP DIA. 48MM)	On Request
BJPL 01 4M ECO POLE (TOP DIA. 48MM)	On Request
BJPL 01 5M ECO POLE (TOP DIA. 48MM)	On Request
BJPL 02 3M ECO POLE (TOP DIA. 60MM)	On Request
BJPL 02 4M ECO POLE (TOP DIA. 60MM)	On Request
BJPL 02 5M ECO POLE (TOP DIA. 60MM)	On Request
BJPL 03 3M ECO POLE (TD 76MM & BD 114MM)	On Request
BJPL 03 4M ECO POLE (TD 76MM & BD 114MM)	On Request
BJPL 03 5M ECO POLE (TD 76MM & BD 114MM)	On Request

**MOQ applicable for landscape products.

DECORATIVE LUMINAIRES

IMAGICA ASYM

Bajaj Imagica Asym is post top comes with indirect lighting appearance. This optimized for a particular style of luminaire for a beautiful nightscape with improved efficacy and easy installation. Generally used along with lesser cut light column for Parks, urban and residential streets, commercial parks



CATEGORY REFERENCE	WATTAGE	CCT	MRP (₹)
BCF IMG 25W LED NW PT ASYM	25W	3000K	On Request
BCF IMG 40W LED NW PT ASYM	40W	3000K	25000

GLORIOSA

Bajaj Gloriosa is post top/top mounting decorative LED luminaire with Spun aluminium powder coated housing with AL heat sink and Optical grade injection moulded polycarbonate clear diffuser. IP65 (LED compartment).This is Suitable for mounting height of 4M/5M/6M.



CATEGORY REFERENCE	WATTAGE	CCT	MRP (₹)
BCF GLO 45W LED WH CL PT	45W	5700K	26000
BCF GLO 45W LED WH CL TM	45W	5700K	26500

**MOQ applicable for landscape products.

ANTIQUA

Bajaj Antiqua is post top mounting decorative LED luminaire with Graphite grey powder coated die-cast aluminium alloy spigot and Optical grade opal PMMA diffuser. IP65 (LED compartment). This is Suitable for mounting height of 3M/4M/5M/6M.



CATEGORY REFERENCE	WATTAGE	CCT	MRP (₹)
BCF ANT 30W LED WW OP PT	30W	3000K	16500
BCF ANT 45W LED WW OP PT	45W	3000K	18500
BCF ANT 60W LED WW OP PT	60W	3000K	24000

DRACO


Bajaj Draco is post top mounting decorative LED luminaire with powder coated die casted housing with AL heat sink. and Optical grade clear PMMA diffuser. IP65 (LED compartment).This is suitable for mounting height of 3M/4M/5M.



CATEGORY REFERENCE	WATTAGE	CCT	MRP (₹)
BCF DRA 30W LED WH CL PT	30W	3000K	14500
BCF DRA 45W LED WH CL PT	45W	3000K	16000

BORAGE NX TM

Bajaj Borage Nx series decorative luminaires with top mounted application is made of high quality die cast Aluminum with UV stabilized clear PC Diffuser. Product with crown is additional decorative feature to improve your landscapae and city. Top Mounted (suspended) application is suitable for Urban and Residential Street, bridges etc.



CATEGORY REFERENCE	WATTAGE	CCT	MRP (₹)
BAJAJ BOR NX 45W 30K D0 C3 GG S TM	45W	3000K/5700K	19000
BAJAJ BOR NX 60W 30K D0 C3 GG S TM	60W	3000K/5700K	21500
BAJAJ BOR NX 70W 30K D0 C3 GG S TM	70W	3000K/5700K	22500
BAJAJ BOR NX 90W 30K D1 C3 GG S TM	90W	3000K/5700K	26500
BAJAJ BOR NX 120W 30K D1 C3 GG S TM	120W	3000K/5700K	29500
BAJAJ BOR NX 150W 30K D1 C3 GG S TM	150W	3000K/5700K	35500

Note: MRP is without Crown

**MOQ applicable for landscape products.

BORAGE NX PT

Bajaj Borage NX Series decorative luminaires with post top mounted application is made of high quality die cast Aluminum with UV stabilized clear PC Diffuser. Product with crown is additional decorative feature to improve your landscpae and city. Post top Mounted application is suitable for Urban and Residential Street, Bridges etc.




CATEGORY REFERENCE	WATTAGE	CCT	MRP (₹)
BAJAJ BOR NX 45W 30K D0 C3 GG S PT	45W	3000K/5700K	23000
BAJAJ BOR NX 60W 30K D0 C3 GG S PT	60W	3000K/5700K	26000
BAJAJ BOR NX 70W 30K D0 C3 GG S PT	70W	3000K/5700K	26500
BAJAJ BOR NX 90W 30K D1 C3 GG S PT	90W	3000K/5700K	31500

Note: MRP is without Crown

**MOQ applicable for landscape products.



RAMAYAN VATIKA, BAREILLY



JDA, JAIPUR



PUNE METRO



ARCHITECTURAL LIGHTING

Making Iconic
Marvels Shine Bright





More than
150
Architectural Lighting
Projects executed

More than
20 YEARS
of presence in
Architectural Lighting

Reached more than
500 MILLION
Eye Balls

FROM STONE TO SPOTLIGHT, ILLUMINATING ARCHITECTURAL ICONS

Facade lighting is a captivating way to showcase a nation's heritage and glorify its architectural marvels. By illuminating historical landmarks, it tells a compelling visual story that celebrates culture and legacy. It also plays a vital role in restoration, enhancing the charm of heritage structures while supporting sustainable tourism.


During festive and special occasions, vibrant lighting transforms cityscapes and evokes a strong emotional connection with people. These beautifully lit facades become popular spots for photography and social sharing, drawing more attention to the destination. In this way, facade lighting not only preserves the past but also energizes the present, inspiring awe and admiration.



VISVESVARAYA BHAWAN , PATNA



JAGANNATH TEMPLE,
KORAPUT



BOGIBEEL BRIDGE



PUNE UNIVERSITY, MAHARASHTRA



JAISALMER FORT

ARCHITECTURAL LIGHTING

PROJECTOR

BUGA ROUND PROJECTORS

Pressure die-cast aluminium housing with multiple beam, CCT & AC/DC options. IP66 ingress protection.



CATEGORY REFERENCE	WATTAGE	CCT/Color	MRP (₹)
BUGA AC 6W	6W	WW	On Request
BUGA DC 6W	6W	RGBW	On Request
BUGA AC 10W	10W	WW	On Request
BUGA DC 10W	10W	RGBW	On Request
BUGA AC 15W	15W	WW	On Request
BUGA AC 18W	18W	WW	On Request
BUGA DC 18W	18W	RGBW	On Request
BUGA AC 24W	24W	WW	On Request
BUGA DC 24W	24W	RGBW	On Request
BUGA AC 36W	36W	WW	On Request
BUGA DC 36W	36W	RGBW	On Request
BUGA DC 48W	48W	RGBW	On Request
BUGA AC 54W	54W	WW	On Request
BUGA DC 54W	54W	RGBW	On Request
BUGA AC 54W	54W	RGBW	On Request
BUGA AC 72W	72W	WW	On Request
BUGA AC 72W	72W	RGBW	On Request
BUGA AC 85W	85W	WW	On Request
BUGA AC 85W	85W	RGBW	On Request
BUGA AC 100W	100W	WW	On Request
BUGA AC 100W	100W	RGBW	On Request
BUGA AC 120W	120W	RGBW	On Request
BUGA AC 150W	150W	WW	On Request
BUGA AC 150W	150W	RGBW	On Request

Available Beam Angles 8°, 15°, 25°, 30°, 45°, 60°

**MOQ applicable for landscape products.

PROJECTOR

BUGA RECTANGLE PROJECTOR (FLOOD LIGHT)

Pressure die-cast aluminium housing with multiple beam, CCT & AC/DC options. IP66 ingress protection.



CATEGORY REFERENCE	WATTAGE	CCT/Color	MRP (₹)
BUGA FL AC 100W	100W	WW	On Request
BUGA FL AC 100W	100W	RGBW	On Request
BUGA FL AC 120W	120W	WW	On Request
BUGA FL AC 120W	120W	RGBW	On Request
BUGA FL AC 150W	150W	WW	On Request
BUGA FL AC 150W	150W	RGBW	On Request
BUGA FL AC 180W	180W	WW	On Request
BUGA FL AC 180W	180W	RGBW	On Request
BUGA FL AC 200W	200W	RGBW	On Request
BUGA FL AC 200W	200W	WW	On Request
BUGA FL AC 250W	250W	WW	On Request
BUGA FL AC 250W	250W	RGBW	On Request
BUGA FL AC 300W	300W	WW	On Request
BUGA FL AC 300W	300W	RGBW	On Request
BUGA FL AC 350W	350W	WW	On Request
BUGA FL AC 350W	350W	RGBW	On Request
BUGA FL AC 400W	400W	WW	On Request
BUGA FL AC 400W	400W	RGBW	On Request
BUGA FL AC 600W	600W	WW	On Request
BUGA FL AC 600W	600W	RGBW	On Request

NW(4000K) Available on request.

Available Beam Angles 8°, 15°, 25°, 30°, 45°, 60°

MERC SQUARE PROJECTORS

Pressure Disc cast aluminium housing with multiple beam, CCT & AC/DC Options. IP66 ingress protection.



CATEGORY REFERENCE	WATTAGE	CCT/Color	MRP (₹)
MERC AC 6W	6W	WW	On Request
MERC DC 6W	6W	RGBW	On Request
MERC AC 10W	10W	WW	On Request
MERC DC 10W	10W	RGBW	On Request
MERC AC 15W	15W	WW	On Request
MERC AC 18W	18W	WW	On Request
MERC DC 18W	18W	RGBW	On Request
MERC AC 24W	24W	WW	On Request
MERC DC 24W	24W	RGBW	On Request

NW(4000K) Available on request.

Available Beam Angles 8°, 15°, 25°, 30°, 45°, 60°

**MOQ applicable for landscape products.

PROJECTOR

MERC SQUARE PROJECTORS

Pressure Die cast aluminium housing with multiple beam, CCT & AC/DC Options. IP66 ingress protection.



CATEGORY REFERENCE	WATTAGE	CCT/Color	MRP (₹)
MERC AC 36W	36W	WW	On Request
MERC DC 36W	36W	RGBW	On Request
MERC DC 48W	48W	RGBW	On Request
MERC AC 54W	54W	WW	On Request
MERC DC 54W	54W	RGBW	On Request
MERC AC 54W	54W	RGBW	On Request
MERC AC 72W	72W	WW	On Request
MERC AC 72W	72W	RGBW	On Request
MERC AC 85W	85W	WW	On Request
MERC AC 85W	85W	RGBW	On Request
MERC AC 100W	100W	WW	On Request
MERC AC 100W	100W	RGBW	On Request
MERC AC 120W	120W	RGBW	On Request
MERC AC 150W	150W	WW	On Request
MERC AC 150W	150W	RGBW	On Request

NW(4000K) Available on request. Available Beam Angles 8°, 15°, 25°, 30°, 45°, 60°

WALL WASHER

LIMO WALL WASHERS

Extruded aluminium housing excellent heat dissipating housing with multiple beam, CCT & AC/DC options. IP66 ingress protection.



CATEGORY REFERENCE	WATTAGE	CCT/Color	MRP (₹)
LIMO 5W	5W	WW/RGBW	On Request
LIMO 10W	10W	WW/RGBW	On Request
LIMO 12W	12W	WW/RGBW	On Request
LIMO 15W	15W	WW/RGBW	On Request
LIMO 18W	18W	WW/RGBW	On Request
LIMO 24W	24W	WW/RGBW	On Request
LIMO 30W	30W	WW/RGBW	On Request
LIMO 36W	36W	WW/RGBW	On Request
LIMO 40W	40W	WW/RGBW	On Request
LIMO 45W	45W	WW/RGBW	On Request
LIMO 50W	50W	WW/RGBW	On Request
LIMO 60W	60W	WW/RGBW	On Request
LIMO 72W	72W	WW/RGBW	On Request
LIMO 80W	80W	WW/RGBW	On Request
LIMO 96W	96W	WW/RGBW	On Request


DMX Controls are applicable in case of RGBW only. NW(4000K) Available on request.
Available Beam Angles 10x30°, 10x60°, 15°, 25°, 40°

**MOQ applicable for landscape products.

OUTLINE TUBES

STAMO OUTLINE TUBES

Extruded Aluminium Housing with different diffuser option & length options. IP65 ingress protection.



CATEGORY REFERENCE	WATTAGE	CCT/Color	MRP (₹)
STAMO 5W	5W	WW/RGBW	On Request
STAMO 10W	10W	WW/RGBW	On Request
STAMO 12W	12W	WW/RGBW	On Request
STAMO 15W	15W	WW/RGBW	On Request
STAMO 18W	18W	WW/RGBW	On Request

DMX Controls are applicable in case of RGBW only.

NW(4000K) Available on request.

BENT STRIP LIGHTS

High Quality Neon Flexible strip lights with transparent & diffused option and different colour finish. IP67 ingress protection.



CATEGORY REFERENCE	WATTAGE/M	CCT/Color	MRP (₹)
BENT FLX 5W	5W	WW	On Request
BENT FLX 5W	5W	RGBW	On Request
BENT FLX 8W	8W	WW	On Request
BENT FLX 8W	8W	RGBW	On Request
BENT FLX 10W	10W	WW	On Request
BENT FLX 10W	10W	RGBW	On Request
BENT FLX 12W	12W	WW	On Request
BENT FLX 12W	12W	RGBW	On Request
BENT FLX 14W	14W	RGBW	On Request
BENT FLX 16W	16W	RGBW	On Request
BENT FLX 18W	18W	WW	On Request
BENT FLX 18W	18W	RGBW	On Request

NW/4000K, Tri-Colour and different colours on request. (MOQ : 2KM)

Non Neon LED Strip available on request.

**MOQ applicable for landscape products.

PIXEL LIGHTS

SUZU POINT LAMPS

Polycarbonate / Aluminium Housing with transparent & opal diffuser point lamps. With IP66 ingress protection.



CATEGORY REFERENCE	WATTAGE	CCT/Color	MRP (₹)
SUZU 0.75W	0.75W	RGBW	On Request
SUZU 1.8W	1.8W	RGBW	On Request
SUZU 1W	1W	WW/RGBW	On Request
SUZU 3W	3W	WW/RGBW	On Request
SUZU 5W	5W	WW/RGBW	On Request
SUZU 6W	6W	WW/RGBW	On Request
SUZU 9W	9W	WW/RGBW	On Request
SUZU 12W	12W	WW/RGBW	On Request

Pixels per meter will depend on the requirement of the project

DMX controls are applicable in case of RGBW only

WALK OVER LIGHTS

COOP BURIED LIGHTS

Pressure Die cast aluminium housing with multiple beams, CCT & AC/DC options, IP67 ingress protection.



CATEGORY REFERENCE	WATTAGE	CCT/Color	MRP (₹)
COOP 1W	1W	WW	On Request
COOP 1W	1W	RGBW	On Request
COOP 5W	5W	WW	On Request
COOP 5W	5W	RGBW	On Request
COOP 6W	6W	WW	On Request
COOP 6W	6W	RGBW	On Request
COOP 12W	12W	WW	On Request
COOP 12W	12W	RGBW	On Request
COOP 15W	15W	WW	On Request
COOP 15W	15W	RGBW	On Request
COOP 20W	20W	WW	On Request
COOP 20W	20W	RGBW	On Request
COOP 28W	28W	WW	On Request
COOP 28W	28W	RGBW	On Request
COOP 36W	36W	WW	On Request
COOP 36W	36W	RGBW	On Request
COOP 40W	40W	WW	On Request
COOP 40W	40W	RGBW	On Request
COOP 45W	45W	WW	On Request
COOP 45W	45W	RGBW	On Request
COOP 48W	48W	WW	On Request
COOP 48W	48W	RGBW	On Request

**MOQ applicable for landscape products.

COOP LINEAR WALK OVER LIGHTS

Extruded Aluminium Housing with different length options. IP67 ingress protection.



CATEGORY REFERENCE	WATTAGE	CCT/Color	MRP (₹)
COOP 6W	6W	WW	On Request
COOP 6W	6W	RGBW	On Request
COOP 9W	9W	WW	On Request
COOP 9W	9W	RGBW	On Request
COOP 12W	12W	WW	On Request
COOP 12W	12W	RGBW	On Request
COOP 18W	18W	WW	On Request
COOP 18W	18W	RGBW	On Request
COOP 24W	24W	WW	On Request
COOP 24W	24W	RGBW	On Request
COOP 36W	36W	WW	On Request
COOP 36W	36W	RGBW	On Request
COOP 40W	40W	WW	On Request
COOP 40W	40W	RGBW	On Request
COOP 48W	48W	WW	On Request
COOP 48W	48W	RGBW	On Request

DESCRIPTION	MRP (₹)
DMX Controller with 2-UNIVERSE without cloud	On Request
User Interface for DMX Controller (PB Panel)	On Request
DMX Splitter- 6 outputs	On Request
DMX Addressing Kit	On Request
Power Supply Constant Voltage (CV) : 75W	On Request
Power Supply Constant Voltage (CV) : 100W	On Request
Power Supply Constant Voltage (CV) : 150W	On Request
Power Supply Constant Voltage (CV) : 200W	On Request
Power Supply Constant Voltage (CV) : 320W	On Request
Jumper Cable 1M	On Request
Jumper Cable 3M	On Request

Notes :

- Please choose correct system configuration. (Only Bajaj team & system integrators should be consulted).
- Installation, testing & commissioning extra as applicable.
- AMC available on request.
- External SPD, IP connectors and other accessories as per Installation Manuals are recommended for all architectural lighting luminaires to claim the warranty.
- The company reserves the right to discontinue / add new variants in the product range.

HIGH MAST AND POLES

• Simple • Reliable • Safe





10million

FLOOD LIGHTS POINTS

More than
10 million
High Mast Installed

More than
1000
Flagmast

More than
20 million
Poles Installed

More than
10000
Facilities Illuminated

"OUR STATE-OF-THE-ART MANUFACTURING FACILITIES"

Bajaj High Mast, Poles, Mid Hinged Poles and Monopoles are 100% indigenous solutions catering to varied applications for the better development of new infrastructural projects. Designed in our futuristic manufacturing facilities, they are a testament to our commitment to developing products of the highest standard. Each product is carefully crafted to set a new benchmark in the industry and deliver a high level of performance. In addition, the plant where they are manufactured is also certified with ISO 14001, ISO 9001 and ISO 45001 to meet stringent quality standards.



Highmast & Poles manufacturing facility,
Ranjangaon (near Pune in Maharashtra)



OUR MANUFACTURING PROCESS

Plasma cutting



CNC bending



Saw welding



Welding



Welding



Galvanizing



OUR TESTING FACILITIES


Test as per
BS EN 40 - 3-2



Spectrometer is
used to analyze
chemistry of
Steel & Zinc



Universal testing
machine is used to
test the tensile strength
and compressive
strength of materials



ONLY BRAND WITH ALL IN-HOUSE EXPERTISE

- Illumination, civil, structural, electrical & system design
- Project engineering, project management
- Product development
- Dedicated project execution team
- Special lighting / applications
- Mast & poles for all applications
- Manufacturer of signage masts
- Installation, commissioning & after sales service

Standards which we follow

SR. NO.	METHODS	STANDARDS
1.	Wind Speed	IS 875 PART III 2015
2.	Methodology For High Mast	Professional Lighting Guide [PLG-07] 2013 Edition
3.	High Mast Natural Frequency Calculation	SANS 10225
4.	General Construction Methodology for Pole	BSEN 40-3-1&3
5.	Galvanization standard	BSEN ISO 1461
6.	Material standard	BSEN 10025/IS 2062
7.	General Construction Methodology for High Mast	PGL - 07
8.	Hardware	IS 1367/1363
9.	Monopole/ Antenna Tower Design	TIA-222
10.	Traffic Poles	AASHTO_LRFDLTS
11.	Flag Mast	FP 1001-07
12.	Foundation Design	IS 456-2000

Engineering design softwares

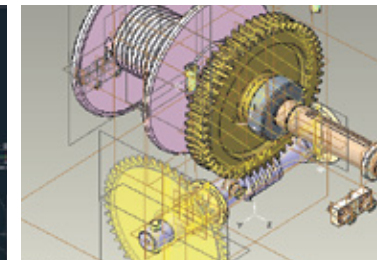
SR. NO.	SOFTWARE	APPLICATIONS
1.	TEKLA Structures	3D Structural Design detailing software
2.	PTC Creo Parametric	3D Mechanical Design Software
3.	AutoCAD	2D Drawings
4.	STAAD PRO	Structural Analysis & Design Software
5.	In-house software which is in use for over 25 years and the calculations are vetted by major clients, consultants and institutes like EIL, IOCL, BPCL, PWD, IIT	Structural Analysis & Design Software
6.	AGI 32	Lighting Design Software

ENGINEERING SOFTWARES

Used to achieve error free designs



Auto Cad



Creo Parametric 6.0




TEKLA Structures



HIGH MAST-RAISING & LOWERING MECHANISM

- Bajaj High Mast lighting system is provided with the necessary raising & lowering mechanism. It also has energy-efficient, single-speed motors connected to the mechanical winch system.
- A suitable door opening is provided at the base to access equipment like winch, motor, cable, plug & socket. The door mechanism is complete with a close-fitted, vandal-resistant, weather-proof material provided with a heavy-duty Allen bolt.



TYPES OF HIGH MAST



STANDARD HIGH MAST DIMENSIONS

Mast Height (m)	Mast Ref Code	Mast Details			Anchor Bolt Details			Suitable No. of fittings of Praze 350W in Symmetrical arrangement			
		Top dia (mm)	Bottom dia (mm)	Thk. (mm)	Nos.	Dia x Length (mm)	PCD (mm)	50 M/sec	47 M/sec	44 M/sec	39 M/sec
11	BHMRL11A	100	310	3	4	M24x850	385	4	4	4	4
11	BHMRL11B	100	360	3	4	M24x850	445	12	12	12	12
12	BHMRL12A	100	310	3	4	M24x850	385	4	4	4	4
12	BHMRL12B	100	360	3	4	M24x850	445	12	12	12	12
12.5	BHMRL12.5A	100	310	3,3	4	M24x850	385	4	4	4	4
12.5	BHMRL12.5B	100	360	3,3	4	M24x850	445	10	12	12	12
12.5	BHMRL12.5C	150	360	3,3	4	M24x850	445	10	12	12	12
16	BHMRL16A	150	360	3,3	6	M24x850	445	12	16	16	16
16	BHMRL16C	150	410	3,3	8	M30x850	490	16	16	16	16
16	BHMRL16D	150	410	3,4	8	M30x850	490	16	16	16	16
16	BHMRL16E	150	460	3,4	8	M30x850	590	16	16	16	16
20	BHMRL20A	150	360	3,3	6	M24x850	445	NA	NA	12	16
20	BHMRL20C	150	410	3,3	8	M30x850	490	12	16	16	16
20	BHMRL20D	150	410	3,4	8	M30x850	490	16	16	16	16
20	BHMRL20E	150	460	3,3	8	M30x850	590	16	16	16	16
20	BHMRL20F	150	460	3,4	8	M30x850	590	16	16	16	16
20	BHMRL20G	150	460	4,5	8	M30x850	590	16	16	16	16
25	BHMRL25A	150	460	3,4,4	12	M30x850	590	16	20	20	24
25	BHMRL25B	150	460	3,4,5	12	M30x850	590	20	20	22	24
25	BHMRL25C	150	460	4,4,5	12	M30x850	590	22	24	24	24
25	BHMRL25D	150	540	3,4,5	12	M30x850	650	24	24	24	24
30	BHMRL30A	150	460	3,4,5	12	M30x850	590	7	10	12	20
30	BHMRL30B	150	540	3,4,5	12	M30x850	650	18	20	20	20
30	BHMRL30C	150	540	4,4,5	12	M30x850	650	20	20	20	24
30	BHMRL30D	150	540	4,4,6	12	M30x850	650	24	24	24	24
30	BHMRL30E	150	540	4,5,6	12	M30x850	650	24	24	24	24
30	BHMRL30F	150	610	3,4,5	12	M30x850	740	24	24	24	24
30	BHMRL30G	150	610	4,4,5	12	M30x850	740	24	24	24	24
30	BHMRL30H	150	610	4,4,6	12	M30x850	740	24	24	24	24
30	BHMRL30I	150	610	4,5,6	12	M30x850	740	24	24	24	24

OCTAGONAL POLE & CONICAL POLE

Advantages

- Ease of installation
- Excellent aesthetics
- Higher strength
- Galvanized from outside as well as inside
- Flush door with hidden service connections
- Provision for fixing bakelite sheet is provided
- Vandal resistant
- No recurring painting costs
- Ease of relocation
- No J.B. & GI cable protection pipes are required

STANDARD OCTAGONAL POLES (TECHNICAL DATA SHEET)

Description	Height	Top dia (mm)	Bottom dia (mm)	Sheet Thickness (mm)	Base Plate Dimensions (L x B x T)	Bolt Size No. X Dia (mm)	Bolt Length (mm)	PCD (mm)
BOP-3030	3	70	130	3	200x200x12	4x16	450	200
BOP-4030	4	70	130	3	200x200x12	4x16	450	200
BOP-5030	5	70	130	3	200x200x12	4x16	450	200
BOP-6030	6	70	130	3	200x200x12	4x20	600	200
BOP-7030	7	70	130	3	200x200x12	4x20	600	200
BOP-8030	8	70	130	3	200x200x16	4x20	600	200
BOP-9030	9	70	155	3	250x250x16	4x24	750	250
BOP-9031	9	70	130	3	200x200x16	4x20	600	200
BOP-1030	10	70	175	3	275x275x16	4x24	750	275
BOP-1031	10	70	155	3	250x250x16	4x24	750	250
BOP-1130	11	90	210	3	300x300x16	4x24	750	300
BOP-1230	12	90	240	3	320x320x16	4x24	750	320

STANDARD CONICAL POLES (TECHNICAL DATA SHEET)

Description	Height	Top dia (mm)	Bottom dia (mm)	Sheet Thickness (mm)	Base Plate Dimensions (L x B x T)	Bolt Size No. X Dia (mm)	Bolt Length (mm)	PCD (mm)
BCP-3030	3	75	107	3	200x200x12	4x16	450	200
BCP-4030	4	75	118	3	200x200x12	4x16	600	200
BCP-5030	5	75	129	3	200x200x12	4x16	600	200
BCP-6030	6	75	140	3	200x200x16	4x20	600	210
BCP-7030	7	75	151	3	250x250x16	4x20	700	235
BCP-8030	8	75	162	3	250x250x16	4x20	750	235
BCP-9030	9	75	173	3	275x275x16	4x24	750	270
BCP-1030	10	75	184	3	275x275x16	4x24	750	270
BCP-1130	11	85	206	3	300x300x16	4x24	750	300
BCP-1131	11	75	195	3	300x300x16	4x24	750	300
BCP-1230	12	96	228	3	320x320x16	4x24	850	320
BCP-1231	12	75	206	3	300x300x16	4x24	750	320

GRP POLE


BAJAJ GRP poles are available for various applications and come in various shapes and lengths.

- Cylindrical
- Conical
- Embedded Flange mounted



Colours

- BAJAJ GRP poles are available in a wide range of aesthetically pleasing colour options.
- The material is pre-pigmented & therefore scratch-resistant
- GRP poles are available in white / black / red / orange / green / yellow / blue colours*
- Grey is the standard colour The surface finish is UV protected



Cylindrical 3-6 mtrs. Conical 3-12 mtrs.

HIGH MAST & POLES INSTALLATIONS

Wankhede Stadium,
Mumbai



IKEA Navi Mumbai
& Bangalore



Fravashi College,
Nashik



Trishul mast,
Nashik



Dr. Sampurnanand Sports Stadium,
Varanasi




DECORATIVE POLE

Bajaj proudly presents its signature line of elegant decorative poles, available in both MS (Mild Steel) and CI (Cast Iron) materials. With custom-designed options and high quality decorative light fixtures, our poles are crafted to enhance the beauty of cities, parks, campuses, and more.

Features

- Unique Design
- Easy to install
- UV protected
- Appealing aesthetics
- Antique & RAL colours options available
- Options available with PU paint





TERMS AND CONDITIONS

- MRP indicated Maximum Retail Price, Product cannot be sold above MRP. Taxes and local levies as applicable are inclusive.
- The Company reserves the right to make changes in the MRP. The purchasers are advised to reconfirm the relevant information with the Company.
- Prices are in Indian Rupees (INR).
- The Company reserves the right to make changes in the design and specifications of the products and /or withdraw/replace the products and/or revise/modify/withdraw this reckoner, without any prior notice. The purchasers are advised to reconfirm the relevant information with the Company.
- The images of the products and installations are indicative and for representational purpose only and the actual product and installation may vary.
- This reckoner supersedes all earlier price lists/price reckoners for Illumination BU products of the Company.
- In case of any conflict or dispute arising out of or in connection with the reckoner, the Company's decision will be final and binding.
- Any dispute arising out of or in connection with the reckoner, or orders placed relying thereon shall be subject to the exclusive jurisdiction of the Courts of Mumbai, irrespective of whether Courts/Tribunals in other areas have concurrent or similar jurisdiction.

NOTES:

This image shows a single sheet of white paper with horizontal ruling lines. The lines are evenly spaced and run across the width of the page. There are no margins, text, or other markings on the paper.



WANKHEDE STADIUM, MUMBAI



Electricals

27th Floor, One Unity Center, Senapati Bapat Marg, Prabhadevi (West), Mumbai – 400013
Tel.: 022-2406 4400. E-mail: illumination@bajajelectricals.com | www.bajajelectricals.com

[!\[\]\(666e09182d4cd268646ea700ea60dcdf_img.jpg\) /BajajElecBiz](#) [!\[\]\(1ef1ef0bf9af6c6996401964cf280f2d_img.jpg\) /BajajElecBiz](#) [!\[\]\(e9a80c8557f9285916925bd4ac40fff5_img.jpg\) /bajajelecBiz](#) [!\[\]\(88e2edecff3400e68a80dd08c57d2f9c_img.jpg\) /BajajElectricals](#)

Images of the products shown are for representation purpose only
and the actual colour/size may vary.